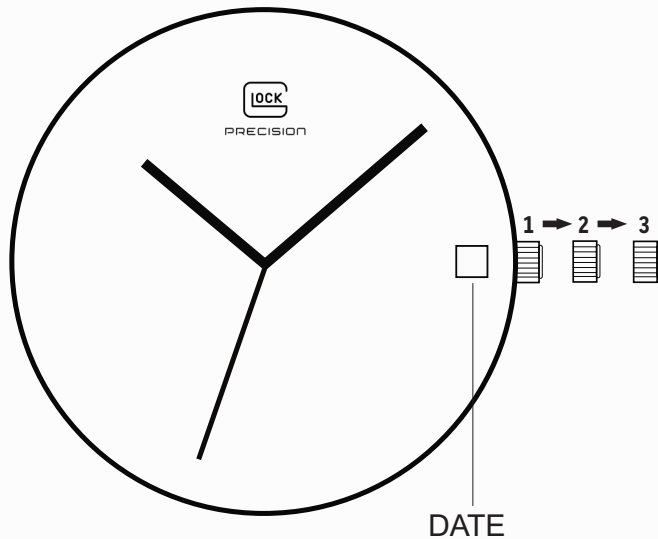




PRECISION

OPERATING INSTRUCTIONS STANDARD





STANDARD WATCH

1. Pull the crown out to its middle position.
2. Turn the crown to set the date.
3. Pull the crown until you feel a second click.
4. Turn the crown to set the time.
5. Press the crown back into its original position.

Your watch is now set.



<div></div> <div>German (Deutsch): ⚠️ WARNUNG - Enthält Knopf- oder Münzbatterie. - Lebensgefahr bei Verschlucken. - Außer Reichweite von Kindern aufbewahren. - Bei Verschlucken sofort ärztliche Hilfe aufsuchen.</div> <div>English ⚠️ WARNING - Contains a button/coin battery. - Risk of death if swallowed. - Keep out of reach of children. - Seek immediate medical help if ingested.</div>	<div></div> <div>BRANDMARK ApS Skraenten 34 DK-6200 Aabenraa CVR.DK: 37663972 D-U-N-S® Nummer: 30-573-1014 T: +49 (0)211 506 597 0 Mail: hello@brandmark.world</div>	<div><div>EC</div><div>REP</div></div> <div>BRANDMARK ApS Schliesstrasse 55 40549 Düsseldorf, Germany Tel: +49 (0)211 506 597 0 Mail: hello@brandmark.world</div> <div><div>UK</div><div>REP</div></div> <div>BRANDMARK ApS The Croft Business Park Kirk Deighton Wetherby LS22 5HG, UK Tel: +44 1937 54 3123 Mail: hello@brandmark.world</div>
Made in PRC		